

# UNIFIED ALASKAN UTILITIES

Managed by: Northern Utility Services, LLC  
P.O. Box 233368 Anchorage, Alaska 99523  
Office (907) 222-4084 Accounting@nusalaska.com

## Check One

- New Service Line/Connection  
 Repair Service Line/Connection  
 Remove service Line/Connection

### Single Family Residential Service Connection Permit

#### OWNER INFORMATION

Property Owner Name \_\_\_\_\_ Primary Phone: \_\_\_\_\_

Email: \_\_\_\_\_ Secondary Phone: \_\_\_\_\_

Owner Billing Address \_\_\_\_\_  
Street Address or P.O. Box City State Zip Code

#### CONTRACTOR INFORMATION

Company Name: \_\_\_\_\_ Primary Phone: \_\_\_\_\_ Secondary Phone: \_\_\_\_\_

Contractor Name: \_\_\_\_\_ Email: \_\_\_\_\_

#### PROJECT INFORMATION

##### Water Service Address

\_\_\_\_\_  
Street Address

\_\_\_\_\_  
City State Zip Code

\_\_\_\_\_  
Subdivision Lot# Block#

##### Fee Schedule

Trenching Inspection Fee	\$122.00
Turn on Inspection Fee	\$122.00
Connection Permit	\$95.00
<b>Total:</b>	<b>\$339.00</b>

#### AGREEMENT

I agree to comply with Unified Alaskan Utilities tariff, and I understand that failure to comply can result in a suspension of water service. Service connection inspections must be scheduled at least 72 hours in advance between 8:00 - 5:00 pm Monday through Friday. I also understand that I or my representative must be present during the inspection. I understand a repeat inspection fee will be charged if the connection does not pass inspection, or if I fail to show for an inspection or connection.

\_\_\_\_\_  
**APPLICANT SIGNATURE**

DATE \_\_\_\_\_

\_\_\_\_\_  
**PRINTED NAME OF APPLICANT/ TITLE**



**SERVICE CONNECT TRENCH INSPECTION**

**EWO #:** \_\_\_\_\_  
**Physical Address:** \_\_\_\_\_

**Service Line Trenching**

- \_\_\_ Approximate Depth to Bury: \_\_\_\_\_
- \_\_\_ Trench Insulation (if required):  Sheet  Box encasement  Not Required
- \_\_\_ 1/2" minus bedding material in contact with pipe

**Service Extension (From main to curb stop)**

- \_\_\_ Copper - Type-K Soft 1" or larger (3/4" not allowed) Size: \_\_\_\_\_
- \_\_\_ HDPE - SDR11 1" or larger (3/4" not allowed) Size: \_\_\_\_\_

**Curb Stop**

- Size: \_\_\_\_\_ Type: \_\_\_\_\_  Threaded  Flare
- Function tested:  Yes  No

**Service Line (From curb stop to house)**

- \_\_\_ Copper - Type-K Soft 1" or larger (3/4" not allowed) Size: \_\_\_\_\_
- \_\_\_ HDPE - SDR11 1" or larger (3/4" not allowed) Size: \_\_\_\_\_
- \_\_\_ No king nipples or hose clamps
- \_\_\_ Trace wire installed from house along the service line and up the key box to the surface
- \_\_\_ Compression terminations inspected for stainless insert (if applicable)

**Key Box**

- \_\_\_ New Stainless-Steel Rod and Pin
- \_\_\_ Key Box covered w/ 3 layers of Poly Wrap

**Anode, Thaw Wire, Clamp**

- \_\_\_ Anode installed
- \_\_\_ Grounding Clamp (brass) - used to connect the anode to the main-line side of curb stop
- \_\_\_ Thaw Wire - carefully protected and wrapped around the Key Box and up to the surface

**Flushing, Pressure Test**

- \_\_\_ Flushed
- \_\_\_ Drip free under pressure

\_\_\_ **APPROVED**

\_\_\_ **NOT APPROVED**, Rejected because: \_\_\_\_\_

Inspector Signature: \_\_\_\_\_ Date: \_\_\_\_/\_\_\_\_/\_\_\_\_




PO Box 233368, Anchorage, AK 99523 UnifiedAKU.com (907) 222-4084 accounting@nusalaska.com

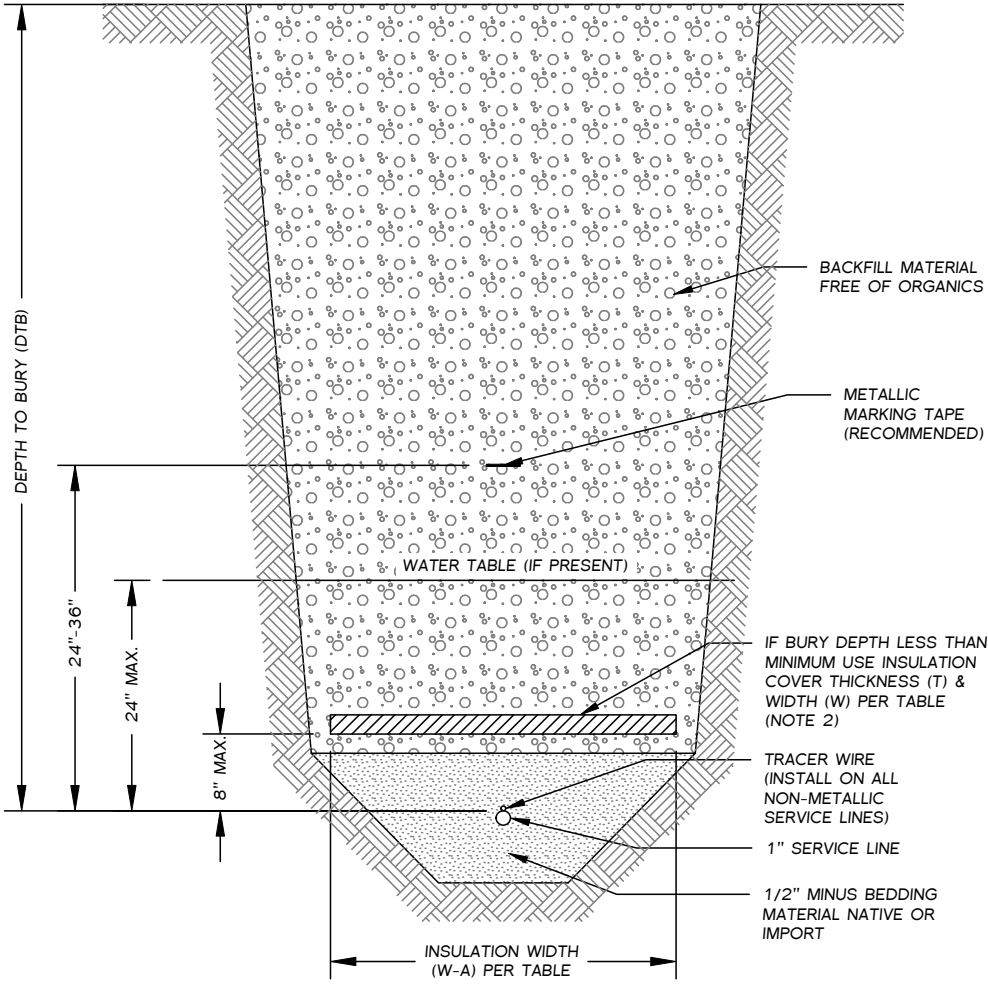
**SERVICE CONNECT DIAGRAM**

<b>EWO #:</b> _____
<b>Physical Address:</b> _____

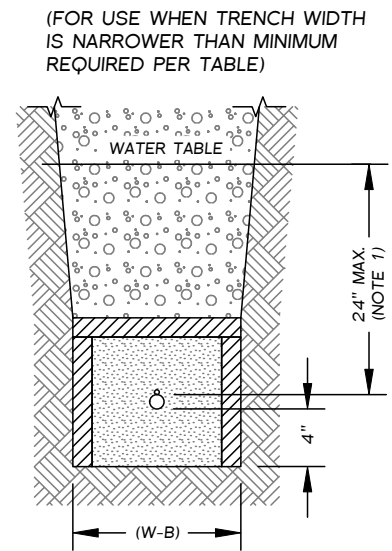
Inspector: Draw a sketch of the service connection during the trench inspection detailing the location of the keybox and other relevant features.



**ALTERNATIVE A:  
STANDARD SERVICE LINE TRENCHING**



**ALTERNATIVE B:  
INSULATION ENCASEMENT**



**MINIMUM BURY DEPTH REQUIREMENTS**

- UNDER DRIVEN WAYS:
  - 10 FEET NO INSULATION or 8 FEET & INSULATION PER ALTERNATIVE A
  - or 24" BELOW WATER TABLE & INSULATION PER ALTERNATIVE B
- UNDER NON DRIVEN WAYS:
  - 8 FEET NO INSULATION or 5 FEET & INSULATION PER ALTERNATIVE A
  - or 24" BELOW WATER TABLE & INSULATION PER ALTERNATIVE B

**ALTERNATIVE A - INSULATION DIMENSIONS**

DTB (ft)	NON-PAVED AREAS				PAVED AREAS		
	5'	6'	7'	8'	8'	9'	10'
T (in)	4"	2"	2"	NR	2"	2"	NR
W-A (ft)	5'	3'	2'	NR	4'	2'	NR

NR: INSULATION NOT REQUIRED

**ALTERNATIVE B - INSULATION DIMENSIONS**

DTB (ft)	NON-PAVED AREAS				PAVED AREAS		
	5'	6'	7'	8'	8'	9'	10'
T (in)	4"	2"	2"	NR	2"	2"	NR
W-B (ft)	2'	2'	2'	NR	2'	2'	NR

NR: INSULATION NOT REQUIRED

**PROHIBITED MATERIALS      AUTHORIZED MATERIALS**

- PEX
- ABS
- PVC
- HDPE
- COPPER TYPE K\*

\*MUNICIPAL CODE REQUIRES THE USE OF COPPER TYPE K WITHIN THE ANCHORAGE AREA.

**D1** TYPICAL SERVICE CONNECTION TRENCH SECTION  
SCALE: NTS

**NOTES:**

- THE WATER LINE SHALL NOT BE BURIED MORE THAN 24" BELOW THE WATER TABLE UNLESS BY EXCEPTION OF THE UTILITY IN AREAS KNOWN TO HAVE VARIABLE GROUNDWATER LEVEL.
- INSULATION SHALL BE RIGID BOARD EXPANDED POLYSTYRENE (EPS) RATED FOR 60 PSI AND A MINIMUM R VALUE OF R-18 OR GREATER PER 4" OF FOAM. USE OF XPS (PINK OR BLUE BOARD) IS NOT PERMITTED. INSULATION SHALL NOT BE BURIED GREATER THAN 8" ABOVE THE PIPE.
- BACKFILL COMPACTION IS RECOMMENDED IN 18" LIFTS TO 95% MDD.

<b>D1</b>	DESIGN: OM
	DRAWN: OM
	CHECKED: DK
	DATE: 4/12/23
	REV./DATE:

**RESIDENTIAL SERVICE  
CONNECTION STANDARD**

**SERVICE LINE  
TRENCHING**



PO BOX 233368, Anchorage AK, 99523 UnifiedAKU.com  
(907) 222-4084 accounting@nusalaska.com



PO Box 233368, Anchorage, AK 99523 UnifiedAKU.com (907) 222-4084 accounting@nusalaska.com

**SERVICE CONNECT TURN ON INSPECTION**

**EWO #:** \_\_\_\_\_  
**Physical Address:** \_\_\_\_\_

**End of Service Line** (Terminates underneath home)

- \_\_\_ Brass tee installed
- \_\_\_ Brass plug installed in tee
- \_\_\_ Ball valve installed (Shark Bite or King Nipples acceptable - above ground only)

**Key Box Criteria**

- \_\_\_ New key box installed:  Non-driven way with 3" min. stickup  Driven way in valve can
- \_\_\_ 5-star plug installed with anti-seize

**Domestic Connection**

- \_\_\_ Connection made per standard detail.  
Note: For retrofits, the previous installation should have the ball valve installed.
- \_\_\_ Double check valve installed in the correct direction
- \_\_\_ Dielectric union for copper service lines
- \_\_\_ Copper service has not been grounded  
Note: Domestic plumbing must be bonded to a grounding system supplied at electrical service AND electrically isolated from service line.

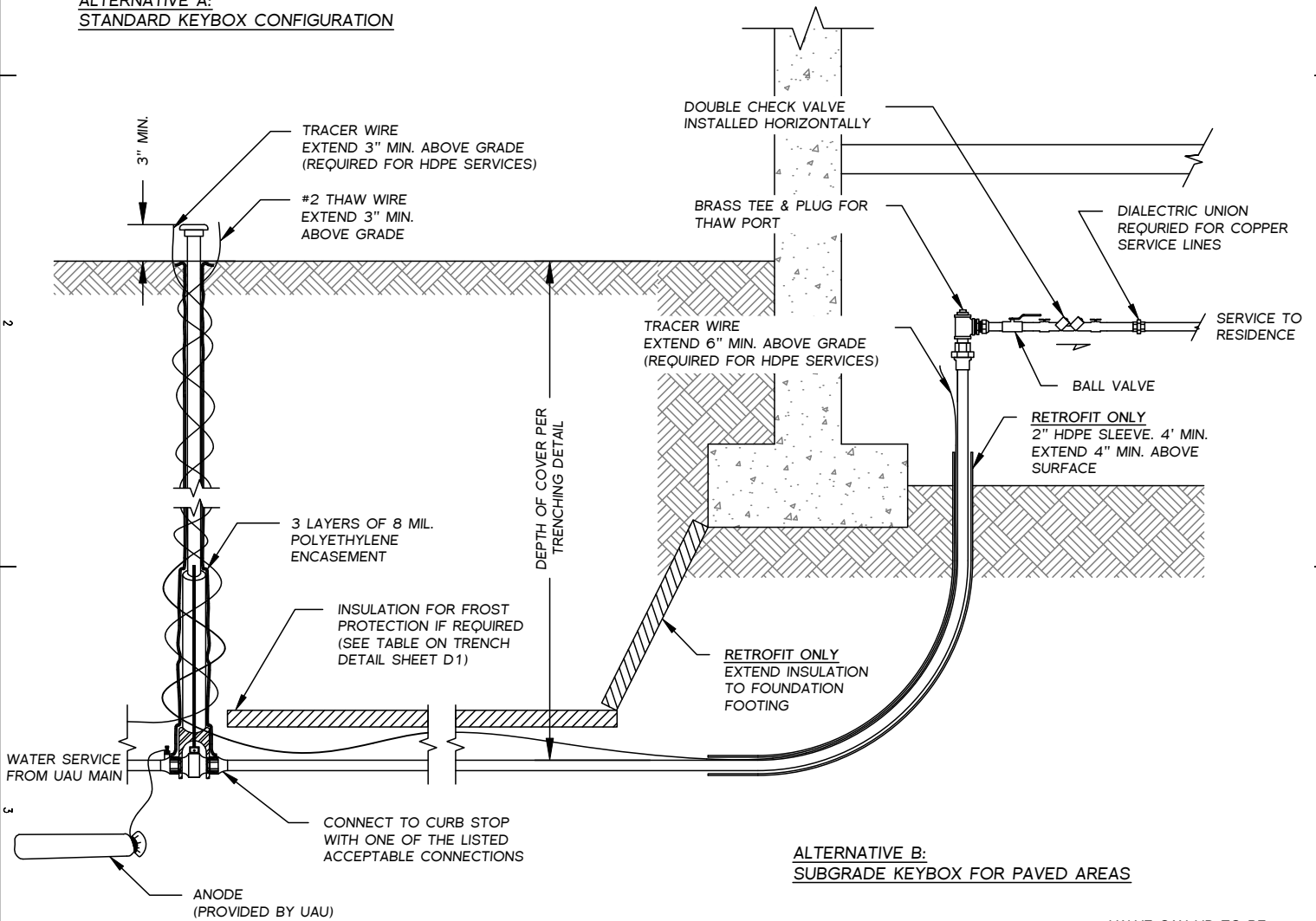
\_\_\_ **APPROVED**

\_\_\_ **NOT APPROVED**, Rejected because: \_\_\_\_\_

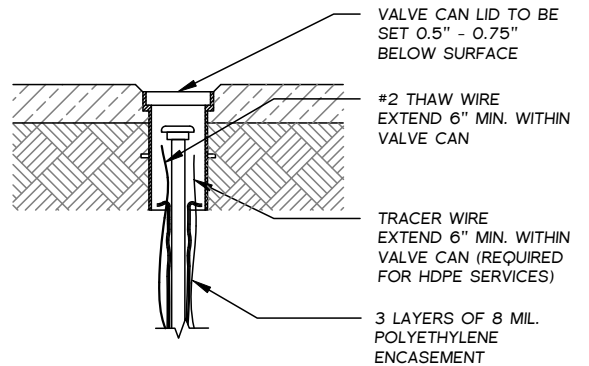
Inspector Signature: \_\_\_\_\_

Date: \_\_\_\_/\_\_\_\_/\_\_\_\_

**ALTERNATIVE A:  
STANDARD KEYBOX CONFIGURATION**



**ALTERNATIVE B:  
SUBGRADE KEYBOX FOR PAVED AREAS**



**PROHIBITED MATERIALS**

- GALVANIZED OR BLACK IRON FITTINGS
- LEADED BRASS FITTINGS

**PROHIBITED MATERIALS FOR DIRECT BURY**

- KING NIPPLES OR HOSE CLAMPS
- SHARK BITE FITTINGS

**D2** RESIDENTIAL SERVICE CONNECTION  
SCALE: NTS

**NOTES:**

1. WHEN A KEYBOX IS LOCATED WITHIN A DRIVEN WAY OR IN AN AREA SUSCEPTIBLE TO SNOW PLOW IMPACT, THE KEYBOX SHALL BE INSTALLED IN A PAVING SLEEVE AND LID PER ALTERNATIVE B.

<b>D2</b>	DESIGN: OM
	DRAWN: OM
	CHECKED: DK
	DATE: 4/12/23
	REV./DATE:

**RESIDENTIAL SERVICE  
CONNECTION STANDARD**

**SERVICE CONNECTION  
TO STRUCTURE**



PO BOX 233368, Anchorage AK, 99523 UnifiedAKU.com  
(907) 222-4084 accounting@nusalaska.com